

Getting Started with Smart Codes

21 Unique Property Sites

1

LEADS 2

For Information and Photos:

TEXT: **P121** TO: **54561**

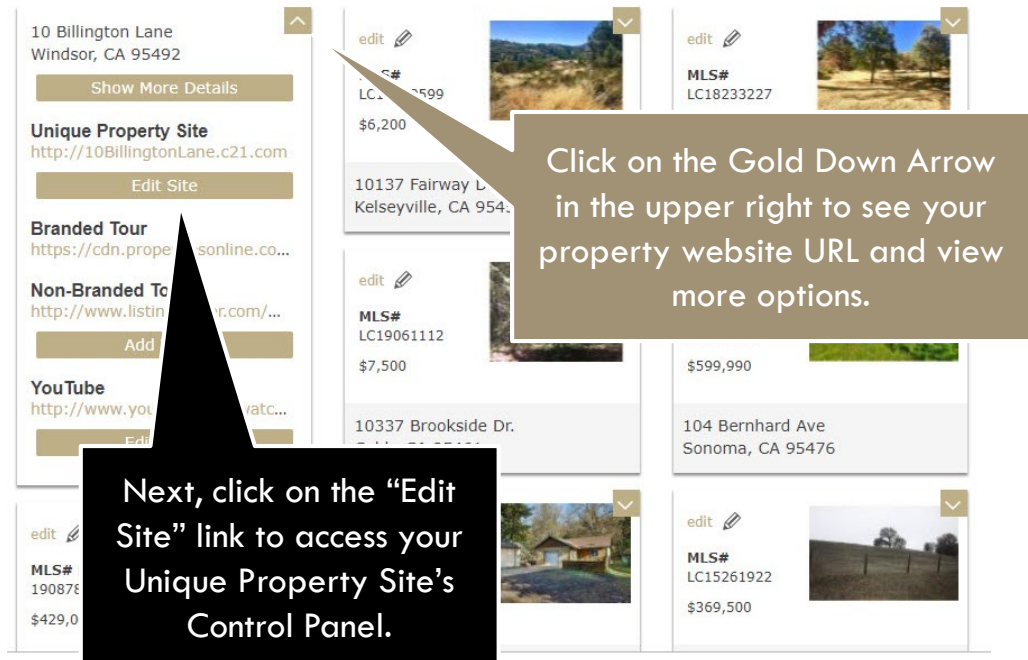
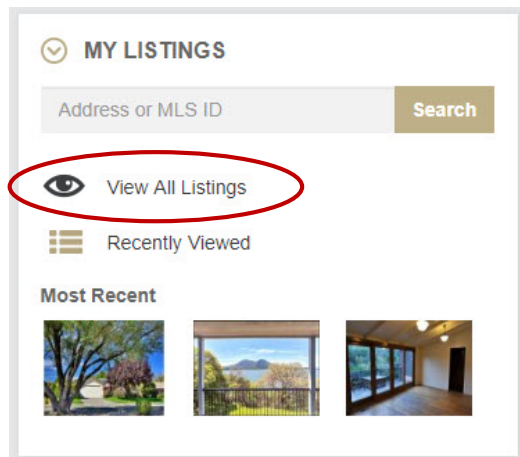
STANDARD DATA FEES AND TEXT MESSAGING RATES MAY APPLY BASED ON YOUR PLAN WITH YOUR MOBILE PHONE CARRIER. As mobile access and text message delivery is subject to your mobile carrier network availability, such access and delivery is not guaranteed.

21 UNIQUE PROPERTY SITES
Powered by Properties Online, Inc.

Smart Capture Codes

Login to 21Online.com

To assign and reassign your smart capture codes, or to order sign riders, login to edit your Unique Property Site from 21Online.



Smart Capture Codes

Control Panel

LOG OUT | User Settings | My Listings | Control Panel | SUPPORT

10 Billington Lane, Windsor, CA 95492
10BillingtonLane.C21.com
Synced from MLS on 5/1/2019.

[View Website](#)

Control Panel for 10 Billington Lane, Windsor, CA

Property Website

- Website Settings
- Domain Name

Designs

- Select Design
- Color Scheme

Marketing Tools

- HTML Flyer (craigslist)
- QR Code
- Smart Capture Code
- Property Flyer (PDF)
- Feedback
- Order Top Level Domain *
- Order Sign Rider *

Video Builder

- Video Manager
- Video Settings

Website Pages / Links

- Property Info
- Document Vault
- Finance
- Virtual Tour
- External Video (YouTube)
- Custom Links

To assign a Smart Capture Code for This Property, click on the Smart Capture Code Tool

To manage ALL of your Smart Capture Codes, and unassign an X-Code from a property, click User Settings (see page 6)

Assigning a Smart Capture Code

4

The Smart Capture Tool has several sections ...

The screenshot shows the 'Smart Capture Code' interface for Patricia Miller (Pro User). The top navigation bar includes 'LOG OUT', 'User Settings', 'My Listings', and 'Control Panel'. The main content area displays property details for '10 Billington Lane, Windsor, CA 95492' and a 'LEAD ALERT' section. A callout box points to the 'LEAD ALERT' section, stating: 'Make sure to include your cell number here to get instant LEAD ALERTS.' Below this, there is an 'Introduction Message' section with a text input field and a 'Save' button. A second callout box points to the input field, stating: 'If you would like to assign an auto-responder for this property, enter it here. To use your default introduction message (see pg 8), leave this field blank. Your default introduction message can be configured on the Smart Code Manager tool.' A large black arrow labeled 'NEXT' is positioned at the bottom right of the interface.

Assigning a Smart Capture Code

5

Smart Capture Code *P-Code* - One Time Use

Create a dedicated Smart Code (*P-Code*) for this property.



If you plan to use the P-Codes click this button. Remember P-Codes can't be reassigned...

Code *X-Codes*

None
X1900 - 3536 Heimbucher Way
X1901 - 6446 Timber Springs Dr.
X1902
X1903
X1904
X1905
X1906
X1907
X1908
X1909
None

To assign an X-Code select an available value from the list below. To assign an X-Code that is already in use, you must first un-assign it from the property it is currently associated with. To do this, go to your Smart Code Manager from the User Settings Menu.

account range from X1900 to X1909.
Code select an available value from the list below. To assign an X-Code that is already in use, you must first un-assign it from the property it is currently associated with. Go to your [Smart Code Manager](#) from Main Menu.

Managing Smart Capture Codes

Control Panel

LOG OUT User Settings My Listings Control Panel SUPPORT

10 Billington Lane, Windsor, CA 95492
10BillingtonLane.C21.com
Synced from DASH on 5/1/2019.

View Website

Control Panel for 10 Billington Lane, Windsor, CA 95492

Property Website

- Website Settings
- Domain Name
- Compliant Links
- Sync Details
- Statistics

Designs

- Select Design
- Color Scheme

Video Builder

- Video Manager
- Video Settings

Listings Details

- Property Details
- Domain Name
- Website Settings
- Video Manager
- External Video (YouTube)
- Custom Links

Marketing Tools


- HTML Flyer (craigslist)
- Order Top Level Domain *
- Order Sign Rider *



To Manage your Smart Codes and to unassign an X-Code, click on User Settings.

User Settings

User Settings Multi-Agent Listing

LOG OUT | User Settings | My Listings | Control Panel **SUPPORT**

 280 Underhill Dr., Napa, CA 94558
280UnderhillDr.C21.com
Synced from DASH on 5/10/2019

[C21 UPS](#) [View Website](#)
 

User Profile for Kimberly Sethavanish

User Information	Account Tools	Unique Property Site Settings
Agent Profile	Google Analytics	Property Website Designer
Office & Logo	Contacts & Leads	
Billing	FaceBook App	
	Smart Codes Manager	

Next, click on Smart Codes Manager.

Smart Codes Manager

The top section allows you to setup a “Default” auto-responder

LEAD ALERT

Your Leads are setup to be delivered to the following:

Email: k.sethavanish@gmail.com [EDIT](#)

SMS: [\(not set\)](#) [EDIT](#)

Default Introduction Message

This is a short introduction message sent via SMS to a prospect's cell phone. This is limited to 140 characters. This can be overridden at the listing level.















This message will be automatically sent to anyone who texts for more information about any listing. You can override this message for a specific listing by clicking on the smart capture code tool from the Control Panel. (see pg 4)





NEXT

Smart Codes Manager

Managing P-Codes and X-Codes.

Smart Capture Codes P-Codes			
Thumbnail	Address	Smart Code	
	2324 Sierra Creek Santa Rosa, CA 95405	P65203	 Purchase a Sign Rider
	3536 Heimbucher Way Santa Rosa, CA 95404	P65199	 Purchase a Sign Rider
	3788 Skyfarm Drive Santa Rosa, CA 95403		 Assign a Smart Code
	15885 Wright Dr. Guerneville, CA 95446		 Assign a Smart Code
	280 Underhill Dr. Napa, CA 94558		 Assign a Smart Code
	1948 Belmont Ct. Santa Rosa, CA 95404		 Assign a Smart Code

P-Codes can be assigned from here and you can also purchase sign riders.

Thumbnail	Address	Smart Code	
	3536 Heimbucher Way Santa Rosa, CA 95404	X1900	 Disconnect Smart Code
	6446 Timber Springs Dr. Santa Rosa, CA 95409	X1901	 Disconnect Smart Code
	(not currently in use)	X1902	
	(not currently in use)	X1903	
	(not currently in use)	X1904	
	(not currently in use)	X1905	
	(not currently in use)	X1906	
	(not currently in use)	X1907	
	(not currently in use)	X1908	
	(not currently in use)	X1909	

Under the X-Codes section, you can see a list of all your "Assigned" X-Codes. From here you can unassign an X-Code so that you can reassign it to a new listing.